


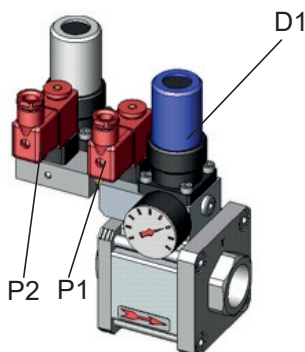
08/2021

A second pressure can be adjusted at each manually regulated valve with the accessory 'two pressure regulation'. The second actuation pressure regulator can be retrofitted at any time.



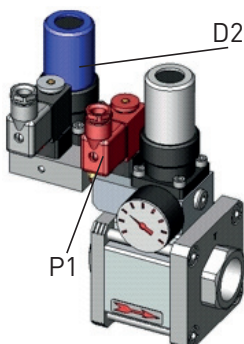
picture1: Valve deactivated (open/low pressure mode).

Voltage on pilot valves off and pressure regulators are not actuated.



picture2: Adjustment of high pressure.

Voltage on both pilot valves (P1 + P2), adjust the higher pressure on regulator 1 (D1) by using the pressure gauge.



picture3: Adjustment of low pressure.

Voltage only on pilot valve 1 (P1), adjust the lower pressure on regulator 2 (D2) by using the pressure gauge.

Annotation: For accurate pressure regulation, sufficient actuation pressure must be available. Please refer to actuation pressure diagram on data sheet.
A difference of at least 1 Bar (14.5 PSI) must be maintained between the two adjusted actuation pressures.