



## (1) EC-TYPE-EXAMINATION CERTIFICATE (Translation)

(2) Equipment and Protective Systems Intended for Use in  
Potentially Explosive Atmospheres - **Directive 94/9/EC**

(3) EC-type-examination Certificate Number:

**PTB 02 ATEX 2120 X**



(4) Equipment: Ex-magnet K 15 Ex-...

(5) Manufacturer: müller co-ax ag

(6) Address: G.-Müller-Strasse 1; 74670 Forchtenberg, Germany

(7) This equipment and any acceptable variation thereto are specified in the schedule to this certificate and the documents therein referred to.

(8) The Physikalisch-Technische Bundesanstalt, notified body No. 0102 in accordance with Article 9 of the Council Directive 94/9/EC of 23 March 1994, certifies that this equipment has been found to comply with the Essential Health and Safety Requirements relating to the design and construction of equipment and protective systems intended for use in potentially explosive atmospheres, given in Annex II to the Directive.

The examination and test results are recorded in the confidential report PTB Ex 02-21285 .

(9) Compliance with the Essential Health and Safety Requirements has been assured by compliance with:

**EN 50014:1997 + A1 + A2**

**EN 50019:2000**

**EN 50028:1987**

**EN 50281-1-1:1998**

(10) If the sign "X" is placed after the certificate number, it indicates that the equipment is subject to special conditions for safe use specified in the schedule to this certificate.

(11) This EC-type-examination Certificate relates only to the design, examination and tests of the specified equipment in accordance to the Directive 94/9/EC. Further requirements of the Directive apply to the manufacturing process and supply of this equipment. These are not covered by this certificate.

(12) The marking of the equipment shall include the following:

 **II 2 G EEx me II T4 and II 2 D IP 65 T 130 °C**

Zertifizierungsstelle Explosionsschutz

By order:

(signature)

Dr.-Ing. U. Johannsmeyer  
Regierungsdirektor

**4 pages, correct and complete as regards content.**

By order:

Dr.-Ing. Johannsmeyer Braunschweig, November 11, 2005  
Direktor und Professor



sheet 1/4

(13)

## SCHEDULE

(14)

### EC-TYPE-EXAMINATION CERTIFICATE PTB 02 ATEX 2120 X

(15) Description of equipment

The magnet is used to drive solenoid valves. The connection is performed by means of certified terminal clamps located in a terminal box of type of protection Increased Safety "e". Certified cable glands are used as cable entries.

#### Electrical data

Type designation	K 15 Ex-230
Type of current	direct current
Nominal voltage	230 V
Rated current	0.14 A
Limit power	27 W
Max. permissible ambient temperature	40 °C
Temperature class	T4
Medium temperature	40 °C
Single mounting	yes
Butt mounting	no

Type designation	K 15 Ex-220
Type of current	direct current
Nominal voltage	220 V
Rated current	0.15 A
Limit power	28 W
Max. permissible ambient temperature	40 °C
Temperature class	T4
Medium temperature	40 °C
Single mounting	yes
Butt mounting	no

Type designation	K 15 Ex-200
Type of current	direct current
Nominal voltage	200 V
Rated current	0.16 A
Limit power	27 W
Max. permissible ambient temperature	40 °C
Temperature class	T4
Medium temperature	40 °C
Single mounting	yes
Butt mounting	no

sheet 2/4



Type designation	K 15 Ex-110
Type of current	direct current
Nominal voltage	110 V
Rated current	0.30 A
Limit power	27 W
Max. permissible ambient temperature	40 °C
Temperature class	T4
Medium temperature	40 °C
Single mounting	yes
Butt mounting	no

Type designation	K 15 Ex-98
Type of current	direct current
Nominal voltage	98 V
Rated current	0.33 A
Limit power	27.5 W
Max. permissible ambient temperature	40 °C
Temperature class	T4
Medium temperature	40 °C
Single mounting	yes
Butt mounting	no

Type designation	K 15 Ex-48
Type of current	direct current
Nominal voltage	48 V
Rated current	0.64 A
Limit power	26.5 W
Max. permissible ambient temperature	40 °C
Temperature class	T4
Medium temperature	40 °C
Single mounting	yes
Butt mounting	no

Type designation	K 15 Ex-24
Type of current	direct current
Nominal voltage	24 V
Rated current	1.33 A
Limit power	27 W
Max. permissible ambient temperature	40 °C
Temperature class	T4
Medium temperature	40 °C
Single mounting	yes
Butt mounting	no

(16) Test report PTB Ex 02-21285

(17) Special conditions for safe use

1. A fuse corresponding to magnet's rated current (max.  $3I_{\text{rat}}$  according to IEC 60127-2-1) or a motor protecting switch with short-circuit or thermal instantaneous tripping (adjusted to rated current) shall be connected in series to each magnet. For very low rated magnet currents, the fuse with the lowest current rating according to the above mentioned IEC standard will be sufficient. The fuse may be accommodated in the corresponding power supply unit or it shall be separately connected in series. The rated voltage of the fuse shall be as high as, or higher than the rated voltage specified for the magnet. The breaking capacity of the fuse link shall be as high as, or higher than the maximum short-circuit current expected to occur at the place of installation (usually 1500 A).
2. A maximum permissible ripple of 48 % in a frequency range between 46 Hz and 62 Hz applies to all magnet of d.c.-design. The direct voltage values stated in the "Electrical data" shall be the same as those (effective) voltage values generated by the bridge-type rectifier.
3. It shall be guaranteed by suitable measures that the breaking overvoltage is not exceeded:

rated voltage up to 30 V, breaking overvoltage	480 V
rated voltage up to 60 V, breaking overvoltage	800 V
rated voltage up to 110 V, breaking overvoltage	1200 V
rated voltage up to 250 V, breaking overvoltage	1600 V

(18) Essential health and safety requirements

met by compliance with the standards mentioned above

Zertifizierungsstelle Explosionsschutz  
By order:

Braunschweig, August 14, 2002

(signature)

Dr.-Ing. U. Johannsmeyer  
Regierungsdirektor

## 2. SUPPLEMENT

according to Directive 94/9/EC Annex III.6

to EC-TYPE-EXAMINATION CERTIFICATE PTB 02 ATEX 2120 X

(Translation)

Equipment: Solenoid, type K 15 Ex-...

Marking:  II 2 G EEx m II T4 and II 2 D IP65 T130 °C




Manufacturer: müller co-ax ag

Address: Gottfried-Müller-Str. 1, 74670 Forchtenberg, Germany

### Description of supplements and modifications

The ambient temperature range of the solenoid, type K 15 Ex-... is extended to -40 °C.

In the future the equipment shall be marked as follows:

 II 2 G Ex mb e II T4 or  II 2 G Ex mb II T4  
 II 2 D Ex tD A21 IP65 T130 °C

All other specifications of the EC-type examination certificate and its supplement apply without changes.

### Applied standards

EN 60079-0:2006, EN 60079-7:2007, EN 60079-18:2004, EN 61241-0:2006, EN 61241-1:2004

Assessment and test report: PTB Ex 10-27227

Zertifizierungssektor Explosionsschutz  
On behalf of PTB:

Braunschweig, November 1, 2010

Dr.-Ing. U. Johannsmeyer  
Direktor und Professor



Sheet 1/1

EC-type-examination Certificates without signature and official stamp shall not be valid. The certificates may be circulated only without alteration. Extracts or alterations are subject to approval by the Physikalisch-Technische Bundesanstalt. In case of dispute, the German text shall prevail.